



HZM5K




赫兹电力
HERTZ POWER

-
-
-
-
-
-
-
-
-
-

Ɔˆú@f¼D7#•'c,,

赫兹电力
HERTZ POWER



赫兹电力
HERTZ POWER



	0.01V~750V	± 2% dg ± 3dgt
	0.01V~1000V	± 2% dg ± 3dgt

3

	DC 14.8V 2200mAh 16.8V
	250V 500V 1000V 2500V 5000V
	5mA (10mA 3.5mA 1.5mA)
	L " L"
	G " G"
	E " E"
	V
	0.01M
	0.01V
	0.01V
	1 ~30)
LCD	4 LCD
LCD	128mm × 75mm
LCD	124mm × 67mm
	LED



赫兹电力
HERTZ POWER

产品宗旨：技术领先，质量可靠，轻便易用

服务宗旨：快速响应，**时到满意**，**超过期望**







赫兹电力
HERTZ POWER

产品宗旨：技术领先，质量可靠，轻便易用

服务宗旨：快速响应，**时到满意**，**超过期**



赫兹电力
HERTZ POWER





FUNCTI ON 5000V/2500V/1000V/500V/250V

TEST 3

LCD

2 " "

TEST

HOLD

1000

1000

1

FUNCTI ON V

HOLD

PI /DAR DI SP

PI DAR1 DAR2

PI /DAR1/DAR2

10

1

30

15

TEST TIME

ENTER

0

LAMP

LCD

CLOCK

ENTER

READ

READ

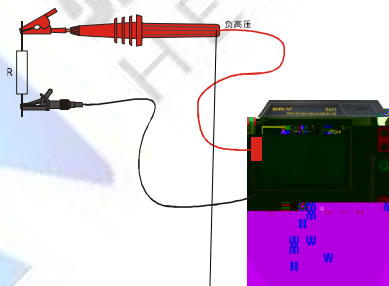
DEL

Yes

No

ENTER





LI NE GUARD

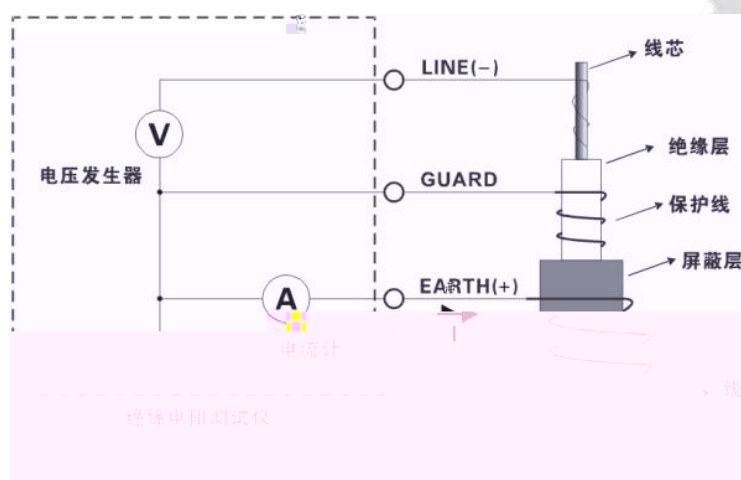
2. 3. GUARD

GUARD

80%

2500V

GUARD



3

3. 1.



FUNCTI ON

TEST " "

LI NE

LCD

2 " "

TEST

" "

LCD

HOLD

PI

DAR

HOLD

TEST

3. 2. PI (DAR)

PI DAR

PI DAR

PI DAR PI

DAR

PI DAR

DAR

DAR

10

(R10min) 1

(R1min)

PI

PI

PI DAR

$$PI(\text{极化指数}) = \frac{R_{10 \text{ Min}}}{R_{1 \text{ Min}}}$$

$$DAR_1(\text{吸收比}) = \frac{R_{60 \text{ Sec}}}{R_{15 \text{ Sec}}}$$

$$DAR_2(\text{吸收比}) = \frac{R_{30 \text{ Sec}}}{R_{15 \text{ Sec}}}$$

1. R10Min= 10

2. R1Min=R60Sec= 1

3. R30Sec= 30


4. R15Sec= 15

5. DAR 15 30

PI

DAR

()
() (1)
()



	4	4 2	2 0 1.0	1.0

	1.4	1.25 1.0	1.0

PI

DAR

PI /DAR DI SP

PI

DAR1/DAR2

LCD

PI

PI /DAR DI SP

DAR1



赫兹电力
HERTZ POWER

产品宗旨：技术领先，质量可靠，轻便易用

服务宗旨：快速响应，**时到满意，超过期**







赫兹电力
HERTZ POWER

产品宗旨：技术领先，质量可靠，轻便易用

服务宗旨：快速响应，**时到满意**，**超过期望**



赫兹电力
HERTZ POWER